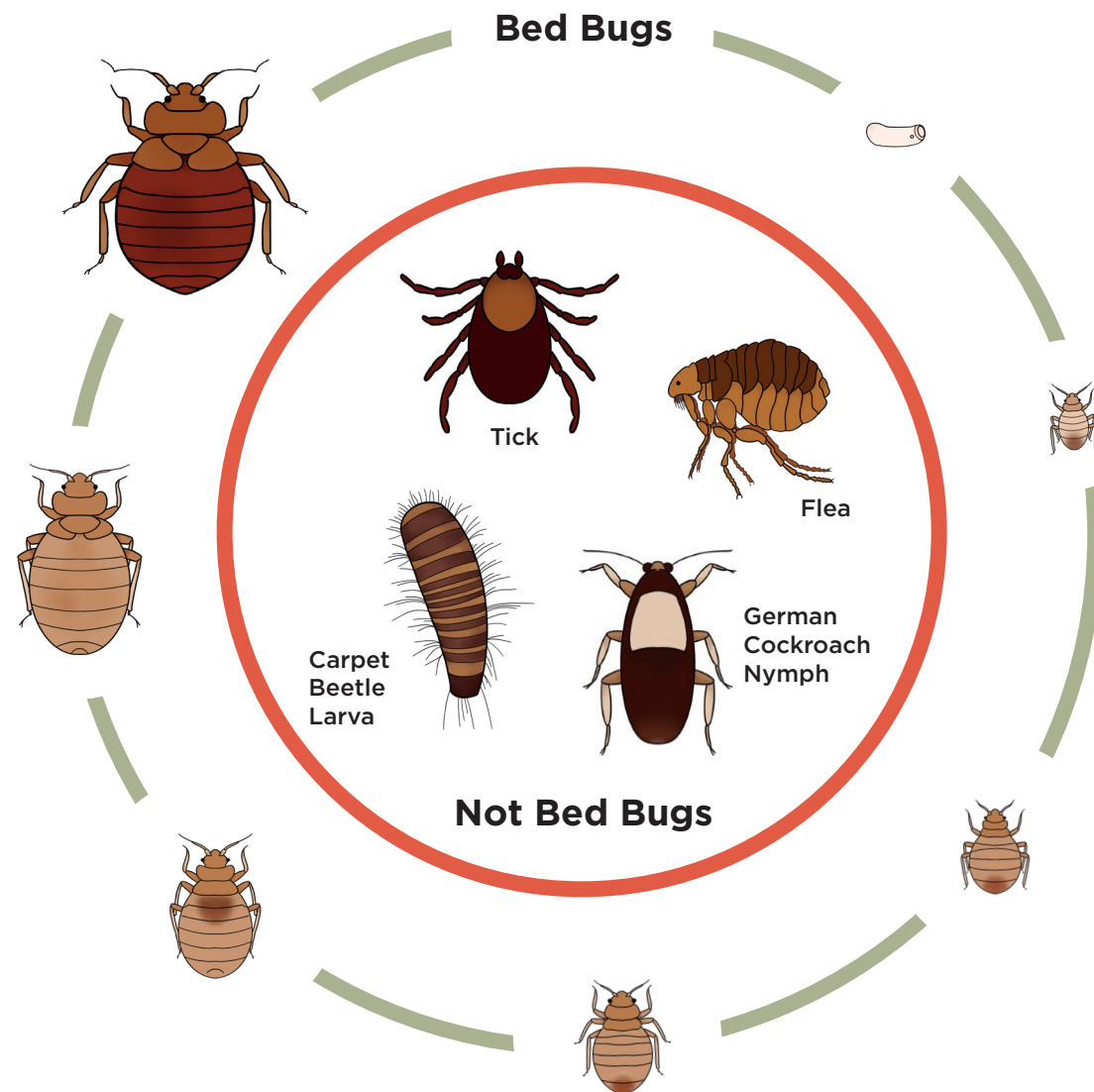


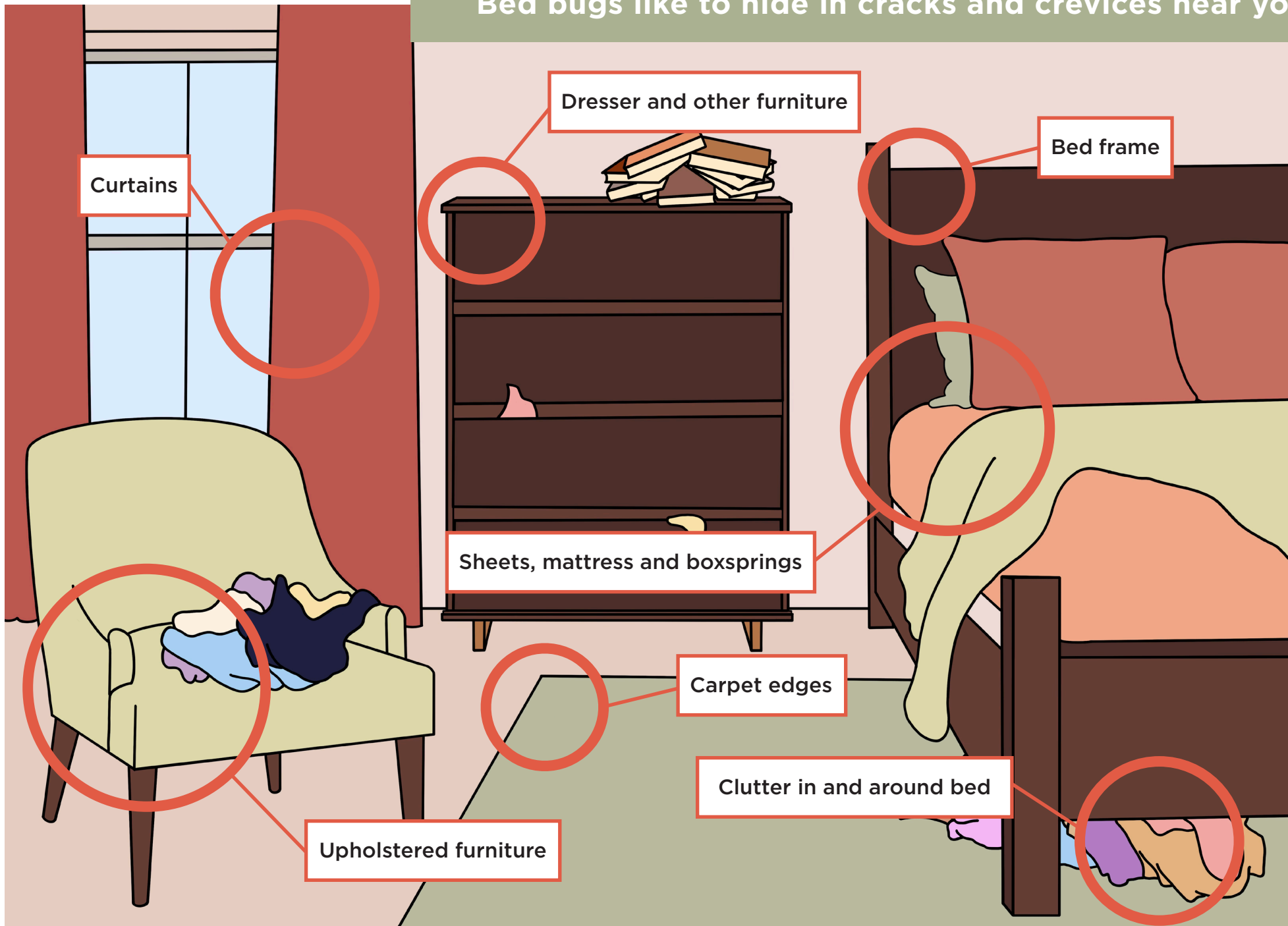
**Bed Bugs –  
they suck your  
blood but  
don't spread  
disease.**



**Don't be confused! Learn to identify bed bugs.**



Bed bugs like to hide in cracks and crevices near you.

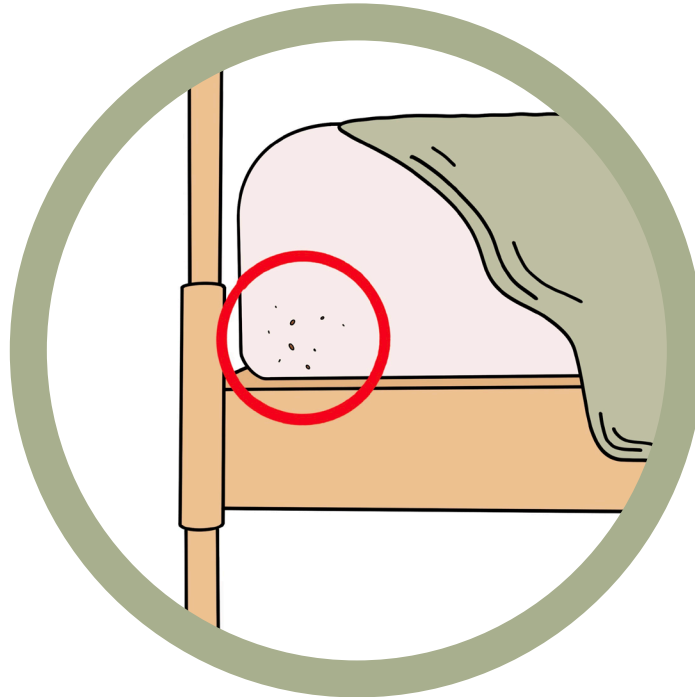


## Prevent bed bugs from establishing in your home—don't bring them home!



- Keep a lint roller with you at home, at work, and when you travel to catch bed bugs.
- When traveling, leave suitcases sealed in large plastic bags in the bathroom and inspect the hotel room for bed bugs. Ask for a new room if bed bugs are found.
- Inspect all furniture, clothes, and other items for bed bugs before bringing them into your home after purchase.
- If bed bugs are found in your home, hire a pest management professional.

- Regularly vacuum with a knee-high stocking placed over the tube and under the crevice tool. After vacuuming, remove the stocking, tie, and place in sealed plastic bag in outside garbage bin.
- Install bed bug monitors under the legs of beds and inspect weekly.
- When changing sheets at home, inspect beds for bugs, cast skins, and fecal specking.



- When returning from a trip, place clothes in the dryer immediately and run the dryer for 30 minutes.
- Leave suitcases in a sealed plastic bag until they can be heat treated or thoroughly inspected.
- If you live in a multi-unit structure, pest proof your residence to keep your neighbor's bed bugs out.

**For more information on bed bugs, see [bedbugs.tennessee.edu](http://bedbugs.tennessee.edu).**



**UTIA.TENNESSEE.EDU**

**Real. Life. Solutions.™**

SP 825 6/21 21-0169

Programs in agriculture and natural resources, 4-H youth development, family and consumer sciences, and resource development. University of Tennessee Institute of Agriculture, U.S. Department of Agriculture and county governments cooperating. UT Extension provides equal opportunities in programs and employment.